

# PipeCut series

Weld edge preparation on pipes and profiles

Plasma

Oxyfuel

The **PipeCut series** offers a wide range of pipe and profile cutting possibilities for various industrial applications in offshore, lifting and agricultural equipment, pipelines, power plant and steel constructions or shipbuilding.

Modular design of the machine allows to meet unique pipe fabrication needs and thus become a valid part of your production facility.

PipeCut machines enable a wide range of pipe-based applications including **trimming**, **cutting** of various openings for multiple **pipe** and **profile** intersections or connections, weld edge preparation as well as **marking**.

The machine can be supplied as a fully automated workplace with **automatic loading**, feeding and unloading of pipes and profiles. Optionally, PipeCut can also be fitted with an additional cutting area for smaller domes.



3D pipe and profile cutting up to Ø 800 mm



PipeCut's cantilever design with open loading area enables processing of pipes and profiles up to Ø 800 mm.

- **3D plasma** for fast and efficient cutting
- **3D oxyfuel** for thick-walled workpieces

Efficient suction through chuck and the overhead extraction system

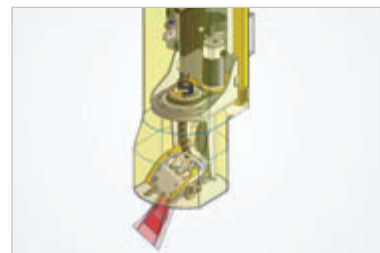


MicroStep's proven suction design for pipe cutting includes direct fume extraction from inside of the pipe through chuck as well as suction from the overhead cover around the cutting head.

#### Advantages:

- Reduced dust pollution of workpieces
- Prolonged lifetime of components
- Minimized fume exposure of the workshop staff

Laser scanner for measuring of profile position



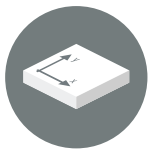
For cutting of hollow sections, the PipeCut machine can be equipped with a laser scanner that will measure the deviation of profile's position in the place of cutting to ensure precise positions of cut-outs and openings.



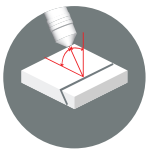
Pipes & profiles



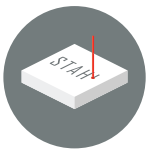
Domes



2D cutting



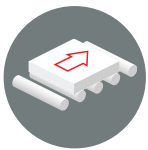
Bevel cutting



Marking



Scanning



Material handling



ElbowCut: Weld edge preparation on pipe elbows



ElbowCut, a special version of the PipeCut machine, was designed for trimming of pipe elbows with preparation of trimmed edges for subsequent welding. The machine can process elbows in the range  $\varnothing 80 - 400$  mm while ensuring high environmental safety and suction efficiency thanks to housing in a noise reducing cabin\*.

\*cabin not included in photo

Automatic loading, feeding and unloading



The PipeCut series can be fully automated via handling systems and Machine Production Management (MPM) software, including:

- Loading of pipes and profiles
- Detection of shape deviations via a laser scanner (applicable for hollow sections)
- Loading and execution of cutting programs
- Unloading of finished parts
- Updating of warehouse database, exchanging information with ERP system