

Microplasma 25 | 55 | 105

Latest generation plasma welding machines – system overview

The new high-performance Microplasma generation demonstrates its strengths in every area of application – whether in continuous daily use or in mobile applications at customer premises or in partially mechanised production processes. Versatile options such as the remote control, modular cooling unit and transport trolley mean you are perfectly equipped for any application.

Microplasma welding machines

- Plasma and TIG welding
- Plasma and pulsed TIG welding
- Plasma and pulsed TIG welding up to the kHz range allow a high welding speed with minimal heat input using a constricted arc
- Plasma and TIG welding current adjustable in 0.1 A increments
- Pilot arc current adjustable in 0.1 A increments between 2–15 A
- Non-latched/latched operation
- Spot welding/tack function (spotArc/spotmatic)
- Spotmatic – reduce the time required for tacking by up to 50% (TIG only)
- Adjustable up-slope and down-slope times
- Adjustable gas pre- and post-flow time
- Non-interchangeable connections for all mediums
- Temperature, flow and pressure monitoring for the coolant circuit
- All control elements and connections for welding torches, remote controls and workpiece leads are directly accessible on the front of the machine
- Network connectivity provided via LAN or WiFi gateway with ewm Xnet software
- Set-up with Trolly 55-6 and Cool 50 MPW50; alternatively, a separate recooling unit can be used

Cool 50 MPW50

- Very compact design
- Light, modular design for tool-free assembly
- Powerful centrifugal pump
- External coolant water filling nozzle with filling level gauge
- No additional mains connection required, the Cool unit is supplied with mains voltage via the power source
- Simple connection of the power source and the cooling unit






Connection box

- Easily accessible gas and water connections
- Tool-free connection of the shielding gas to the welding torch thanks to the quick connect coupling
- Connections that cannot be confused and easily legible labelling



Trolley 55-6

- Space for two shielding gas cylinders
- Low, flat loading edge for easy installation of the shielding gas cylinder
- Large rolls (diameter: 250 mm) for easy movement and passing over obstacles
- Large track widths ensure stability
- Supplied with guide castors
- Supplied with crane suspension
- Supplied with hose package holders on the sides
- Optional toolbox for better organisation in the workplace
- Very good accessibility to the rear connections on the welding machine and cooling unit





Microplasma 25 | 55 | 105



Comfort 2.0 P



- Modular plasma/TIG welding machine with Comfort 2.0 control
- Plasma and TIG welding
- Plasma and pulsed TIG welding
- Plasma and pulsed TIG welding up to the kHz range allow a high welding speed with minimal heat input using a constricted arc
- Plasma and TIG welding current adjustable in 0.1 A increments
- Pilot arc current adjustable in 0.1 A increments between 2–15 A
- The pilot arc current can be adjusted at four operating points during the welding process (before-hand, during, and following welding, as well as during pauses in welding)
- Non-latched/latched operation
- Spot welding/tack function (spotArc/spotmatic)
- Spotmatic – reduce the time required for tacking by up to 50% (TIG only)
- Adjustable up-slope and down-slope time
- Adjustable gas pre- and post-flow time
- Temperature, flow and pressure monitoring for the coolant circuit
- All control elements and connections for welding torches, remote controls and workpiece leads are directly accessible on the front of the machine
- Non-interchangeable connections for all mediums
- Welding torch connection using quick connect coupling
- Connection capability for remote control
- Two system bus connections (e.g. for ewm Xnet)
- Set-up with Trolley 55-6 and Cool 50 MPW50; alternatively, a separate recooling unit can be used
- No additional mains connection required for Cool 50 MPW50, the Cool unit is supplied with mains voltage via the power source
- Network connectivity provided via LAN or WiFi gateway with ewm Xnet software
- 3.5 m mains supply lead with 16 A shock-proof plug

Microplasma	Microplasma 25	Microplasma 55	Microplasma 105
Mains voltage (tolerances)	1 x 230 V (-40 % - +15 %)		
Mains fuses (slow-blow)	1 x 10 A	1 x 16 A	1 x 20 A
Open circuit voltage	63 V		
Setting range for welding current	0,3 A - 20 A	0,3 A - 50 A	0,3 A - 100 A
Duty cycle 40 °C	20 A / 100 %	50 A / 100 %	70 A / 100 %
cos φ	0,99		
Dimensions machine, LxWxH in mm	625 x 377 x 531		
Weight, machine	33,6 kg		
EMV class	A		
Insulation class	H		
Protection class	IP23		
Approvals	 		
Dimensions cooling unit in mm	695 x 298 x 329		
Weight, cooling unit	14,3 kg		
Trolley dimensions L x W x H in mm	1114 x 678 x 1486		
Trolley weight	35 kg		