

MIG/MAG WELDING TORCHES **MB EVO PRO**

MB EVO PRO 240 D ■ **MB EVO PRO 401 D**

MB EVO PRO 501 D



MB EVO PRO 240 D



MB EVO PRO 401 D



MB EVO PRO 501 D



Optional control modules can be found on page 84.



Note for liquid cooled torches:
To protect cable assembly components from excessive heat build up we recommend a post welding cooling cycle of at least 4 minutes.

MB EVO PRO 240 D

Rating: 325 A CO₂
300 A Mixed gas M21*
Duty cycle: 100%
Wire Ø: 0.8-1.2 mm

MB EVO PRO 401 D

Rating: 450 A CO₂
400 A Mixed gas M21*
Duty cycle: 100%
Wire Ø: 0.8-1.2 mm

MB EVO PRO 501 D

Rating: 550 A CO₂
500 A Mixed gas M21*
Duty cycle: 100%
Wire Ø: 1.0-1.6 mm



Torch complete		Part-No.			Torch neck	
Type	Handle	3 m	4 m	5 m	Type	Part-No.
MB EVO PRO 240 D	MB EVO PRO	023.0319.1	023.0320.1	023.0321.1	50°	023.0316.1
MB EVO PRO 401 D	MB EVO PRO	033.0384.1	033.0385.1	033.0386.1	50°	033.0378.1
MB EVO PRO 501 D	MB EVO PRO	034.0862.1	034.0863.1	034.0864.1	50°	034.0856.1

Technical data according to EN 60 974-7 ■ DIN EN ISO 14175

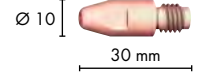
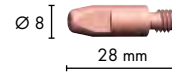
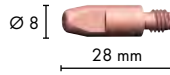
Wear parts

MB EVO PRO 240 D

MB EVO PRO 401/501 D

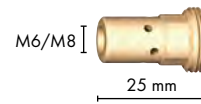



Gas nozzle (10 pcs.)	Ø A		Ø B	
Cylindrical	Ø 17	145.0047	Ø 20	145.0051
Conical	Ø 12.5	145.0080*	Ø 16	145.0085**
Tapered	Ø 10	145.0128	Ø 14	145.0132



Contact tip (10 pcs.)		M6	M6	M8
E-Cu	Ø 0.8	140.0051	140.0051	140.0114
	Ø 1.0	140.0242	140.0242	140.0313
	Ø 1.2	140.0379	140.0379	140.0442
	Ø 1.6	-	140.0555	140.0587
CuCrZr	Ø 0.8	140.0054	140.0054	140.0117
	Ø 1.0	140.0245*	140.0245	140.0316
	Ø 1.2	140.0382	140.0382	140.0445**
	Ø 1.6	-	140.0558	140.0590

For more contact tips see chapter "Accessories & special equipment"



Contact tip holder (10 pcs.)			
M6	142.0003*	142.0008	-
M8	-	142.0022	142.0201.10**



Gas diffuser (10 pcs.)		
Standard	012.0183.10*	030.0145.10**
Long life	-	030.0255.10
Ceramic	-	030.0190



Liner	Ø	for 3 m	for 4 m	for 5 m
Insulated liner	Ø 0.8	124.0137	124.0138	124.0139
	Ø 1.0	124.0111*	124.0112*	124.0113*
	Ø 1.2	124.0111**	124.0112**	124.0113**
	Ø 1.6	124.0114	124.0115	124.0116

For more liner see chapter "Accessories & special equipment"

Standard equipment

* Included in the standard equipment for complete torches MB EVO PRO 240

** Included in the standard equipment for complete torches MB EVO PRO 401 D/501 D